



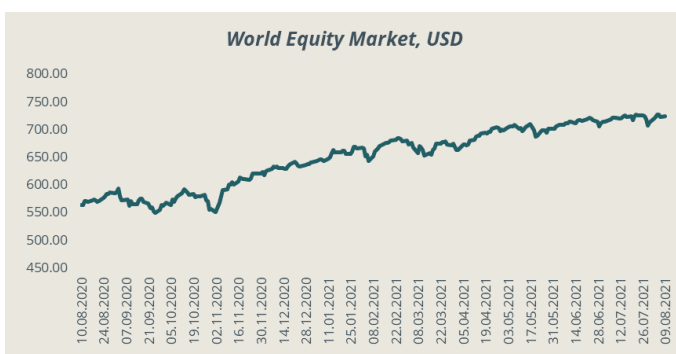
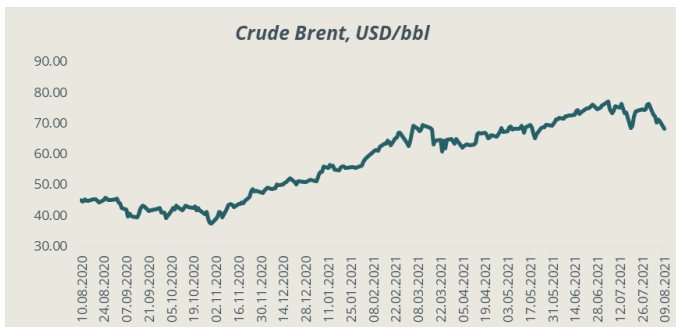
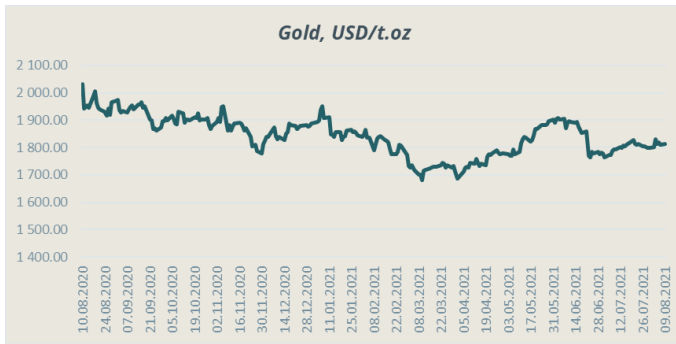
WEEKLY FINANCIAL MARKET OVERVIEW period 02.08.2021.-08.08.2021.

Financial Markets	Price	5D,%	1M,%	YTD,%	1YR,%
S&P 500 INDEX	4 436.52	0.94	1.53	18.12	32.38
DOW JONES INDUS. AVG	35 208.51	0.78	0.97	15.04	28.34
STOXX Europe 600 Index	469.97	1.19	2.69	17.78	29.27
DAX INDEX	15 761.45	1.16	0.39	14.80	24.26
RTS Index	1 387.46	-0.23	-0.18	17.63	28.37
SHANGHAI SE COMPOSITE	3 458.23	0.88	-0.84	0.62	4.19
NIKKEI 225	27 820.04	1.97	-0.43	1.37	24.59
MSCI WORLD	3 098.06	0.68	1.47	15.17	31.50
European Renewable Energy Index	2 383.48	3.14	-0.85	-13.41	39.70
Chicago Board Options Exchange Volatility Index (VIX)	17.26	-11.31	6.67	-24.13	-22.29
Commodities	Price	5D,%	1M,%	YTD,%	1YR,%
GOLD Futures	1 760.00	-4.02	-3.62	-7.92	-13.19
SILVER Futures	24.33	-6.65	-8.91	-9.61	-13.31
LME COPPER 3MO (\$)	9 491.50	-2.67	1.68	21.92	46.14
LME NICKEL 3MO (\$)	19 472.00	-1.73	6.78	15.66	32.71
Brent	70.70	-6.39	-9.69	31.72	53.67
WTI	68.28	-7.75	-11.83	35.49	59.49
Currencies	Price	5D,%	1M,%	YTD,%	1YR,%
EUR/USD	1.18	-0.91	-0.96	-3.79	0.08
USD/JPY	110.25	-0.83	-0.02	-6.23	-3.91
GBP/USD	1.39	-0.22	-0.27	1.56	5.95
Money Market	Price	5D,%	1M,%	YTD,%	1YR,%
LIBOR USD 3M	0.13	9.03	-4.82	-46.14	-47.22
LIBOR EUR 3M	-0.56	-0.70	-2.07	1.46	-19.09
EURIBOR 3M	-0.54	0.55	-0.37	0.73	-14.14
EUR SWAP (EONIA) 3M	-0.49	-0.06	-0.19	-1.17	-2.55
Government Bonds	Yield	5D,%	1M,%	YTD,%	1YR,%
US Government Bonds 10 YR (USD)	1.30	9.01	-5.60	40.54	127.55
German Government Bonds 10 YR (EUR)	-0.46	3.49	-60.41	17.40	7.66
UK Government Bonds 10 YR (GBP)	0.61	12.09	-10.84	196.45	320.14
Swiss Government Bonds 10 YR (CHF)	-0.39	-0.76	-37.50	28.00	20.64
Japan Government Bonds 10 YR (JPY)	0.01	-33.33	-75.00	-50.00	-33.33

Main events of the previous week

The International Monetary Fund will provide a record \$650 billion from reserve assets. This is the largest disbursement of funds in the history of the IMF. From this amount, \$275 billion will go to emerging market and developing countries. The decision will come into force on 23 August. The funds will be transferred to the member countries of the fund in proportion to quotas. According to Georgieva, the allocation of these funds will serve the benefit of all member states, will help meet the long-term global need for reserves, as well as build confidence, strengthen the resilience and stability of the global economy. At the end of July, the IMF clarified its forecasts for the growth of world economies, according to which the global economy will grow by 6% this year and 4.9% next year. The overall estimate for the current year has not changed, but for developing countries, the forecast was lowered by 0.4 percentage points to 6.3%.

The Bank of England last week kept its key rate at a historically low level of 0.1%. In the monetary policy report published on August 5, the regulator raised the inflation forecast, according to which the rate of price growth could reach 4% y/y in the fourth quarter of 2021, after which it will begin to decline. The forecast for a peak of 4% is significantly higher than the regulator's previous estimate of 2.5%, made in May. But the level of 2.5% was reached already in June, which forced the regulator to revise the forecast trajectory of inflation. The volume of purchased corporate and government bonds was also kept at the current level: 20 billion pounds sterling and 875 billion pounds, respectively. However, there are already calls within the Bank of England for a reduction in the quantitative easing program to reduce price pressure. The Bank of England may begin to reduce purchases of government bonds if it comes to the conclusion that inflation is protracted, as well as with the appropriate actions of the Fed.



Economic data

Eurozone. Following the final revision of the PMI in July, the index rose 0.7 points to 60.2. Of the indicators that make up the index, business activity in the service sector was 1.5 points lower, while the state of the manufacturing sector fell 0.6 points.

US. The unemployment rate in July fell by 0.5 percentage points and amounted to 5.4%, yet the number of new jobs in the non-agricultural sector amounted to 943 thousand, which is 73 thousand more than expected and 5 thousand more than a month earlier.

As a result of the final revision of the PMI in July, the index decreased by 3.8 points to 59.9. Of the indicators that make up the index, business activity in the service sector was lower by 4.7 points, while the state of the manufacturing sector increased by 1.3 points.

The number of initial jobless claims for the week was registered in the amount of 385 thousand, which is 14 thousand less than the week before and 1 thousand more than predicted by analysts.

The trade deficit in June reached a record high of \$75.75 billion. Exports grew 0.6% in June, while imports grew by 2.1%.

China. The trade surplus in July was \$56.58 billion. Export growth in July amounted to 19.3% compared to July 2020, while import growth amounted to 28.1% over the same period.

According to the assessment of the Caixin Bank, in July the PMI in the manufacturing sector fell by 1 point and amounted to 50.3 points, in turn, according to the National Bureau of Statistics of China, the PMI Manufacturing in July was 50.4 points.

Key events this week

- The inflation rate in China will be announced on Monday.
- On Wednesday, the inflation rate in July, as well as the change in oil reserves for the week will be published in the US.
- On Thursday the Eurozone will report on industrial production for June, and the US will publish the number of initial jobless claims for the week.
- On Friday, the trade balance data for June will be announced in the Eurozone.

Responsibility disclaimer regarding financial market reviews

The author of this review is Baltic International Bank SE (Registration No. 40003127883, legal address: 43 Kalēju Street, Riga, LV-1050, Latvia) (the 'Bank'). This review was created for informational purposes only and cannot be considered as an offer or recommendation for the purchase, holding or sale of securities, or as an investment recommendation, investment research or investment advice. Investment services, including investments in financial instruments, are associated with the risks described in the document 'Characteristics of Financial Instruments and Inherent Risks'. The document can be found on the home page of Baltic International Bank at <https://www.bib.eu/en/documents>. The Bank and the persons associated with it and its employees shall not be liable for direct or indirect losses of the persons who have read this review as well as for the penalties imposed on said persons even if there is a warning about their possible application. Those who have read this review should fully base their investments on their own assessment of the circumstances affecting investments. Responsibility for the decisions made based on the information contained in this review lies entirely and exclusively with the person who has read this review. The information referred to in this review was obtained from publicly available sources, and the Bank and its employees shall not be responsible for the accuracy and completeness of the information received and provided in this review, as well as for inaccuracies or errors made in this review. The Bank may also have information not reflected in this review. The issuers mentioned in this review are not familiar with its contents. The Bank notifies that at the time of writing this review as well as in the future the Bank may enter into legal relations with the companies named in this review. In this regard, the Bank may have a conflict of interest that affects the objectivity of this review. The Bank reserves the right to conduct transactions in securities and financial instruments specified in this review not being guided by the information specified in it. The Bank's Compliance Control Department ensures that the Bank's employees avoid conflicts of interest. The Bank is supervised by the Financial and Capital Market Commission of the Republic of Latvia.